

What Can You Do With Email Marketing?

Permission Based List Building

Also known as “double opt-in,” this is the creation of an email list by providing a signup box for prospective email contacts and confirming their approval with a follow-up email.

List Types

Join Our Mailing List
Join our weekly newsletter list. Just enter your email below.

Email *

First Name

Last Name

Save

Opt-In Lists

Benchmark
Receive the latest and greatest email marketing tips and tricks and stay up-to-date on the new features from Benchmark Email.

Email *

First Name

Last Name

Sign Me Up!

Double Opt-In Lists

Click here to verify your email address

Login Here

List Management

Organize, edit, segment, grow and manage a database of customer or client email contact information.

Manage Your Email List

Contact List Name	Tools
Free Signup List	
Listbuilder Best List	
My Test List	
BME News Letter	

Import Your Existing Email Lists



Build Your Email List

Signup Box

Join our weekly newsletter list. Just enter your email below.

Email*

Name

Clean Your List

Contact List Activities

- [Add Contacts](#)
- [Merge Contacts](#)
- [Edit](#)
- [Download Excel](#)
- [Clean List](#)
- [Webhooks](#)
- [Share with sub-accounts](#)

Rich Content Integration

The addition of graphics, audio, video and text using templates and a “drag-n-drop” editor



Choose or Create Your Own Template

My Email Layouts (34)

Mobile Friendly (11) New

Associations (12)

Blank Templates (27)

Cards (20)

Education (16)

Entertainment (10)

Events & Invitations (31)

Holiday (158)


Industry (31)

Newsletters (48)


Press Release (4)

Products & Promotion (46)

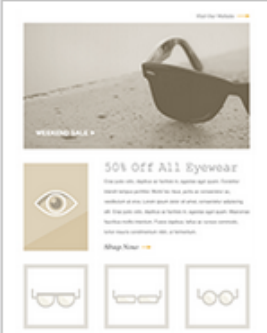
Real Estate (11)



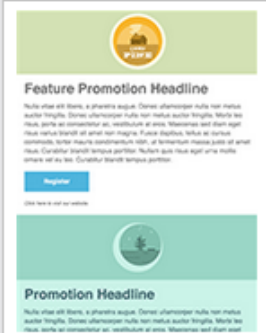
Promotion - El...




Travel - Promo...




Product Promot...




Promotion - Camp




Earth Day - Wo...




Eco Friendly -...




Valentine - Cu...



Newsletter - B...



WEEKLY NEWS



Bringing The Class Back

Benchmark

EMAIL

Customize

The image displays a comprehensive email editor interface. On the left, a sidebar titled "Spice Up Your Email!" offers various content types: Image, Document, Insert Link, Anchor, Greeting, Personalize, Forward, Survey, and Video. Below this, "Social Media Connections" includes options for Twitter, Facebook Page, LinkedIn, Facebook Like, Flickr, Yelp, YouTube, Google Plus, and Pinterest. At the bottom of the sidebar are "SPELL CHECK" and "CODE VIEW" buttons.

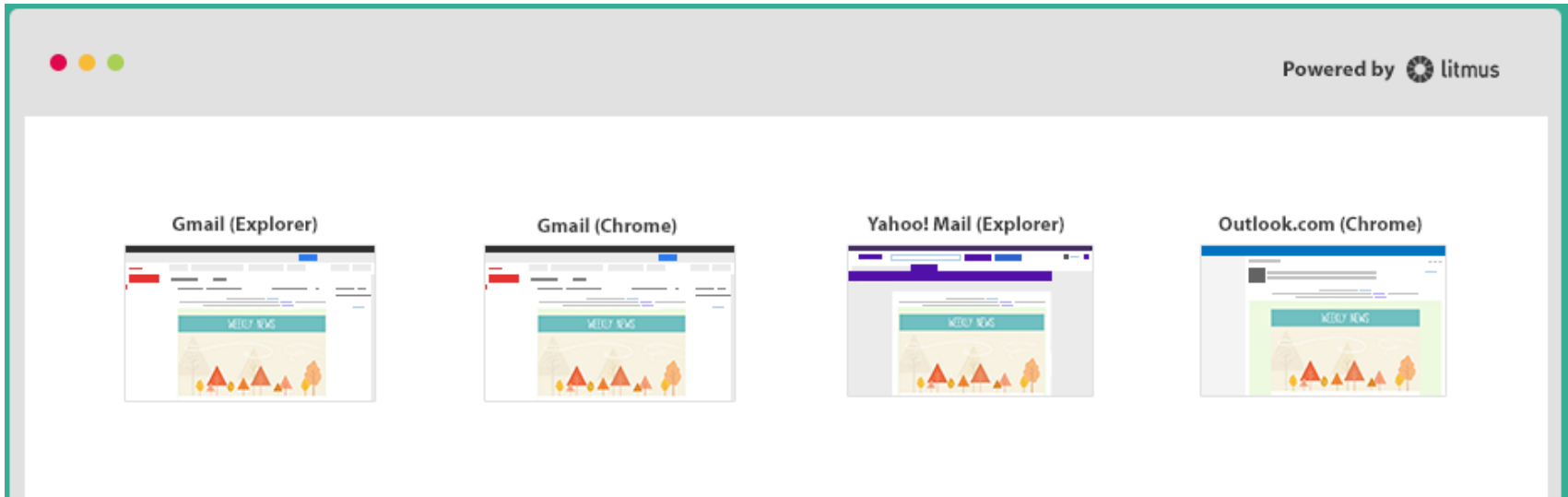
The top toolbar contains standard text formatting tools: SAVE, CANCEL, Bold (B), Italic (I), Underline (U), text color, background color, bulleted list, numbered list, link, unlink, and a refresh icon. It also shows the font family (Arial) and size (16px), along with a "CLEAR STYLE" button and a "HTML" preview icon.

The main editing area is divided into several sections:

- GUIDE**: A blue header section with a diamond-shaped logo.
- Quick Links Section**: A light blue section with icons for a car, a tag, and a document.
- Title Section**: A light gray section with a "Headline" placeholder.
- Newsletter Image Section**: A section featuring a large image of a city skyline.
- Article Section**: A section with a "Title" placeholder and a paragraph of Lorem Ipsum text.
- Quick Links Section**: A second light blue section with a yellow background at the bottom containing the text "Lorem ipsum dolor sit amet".

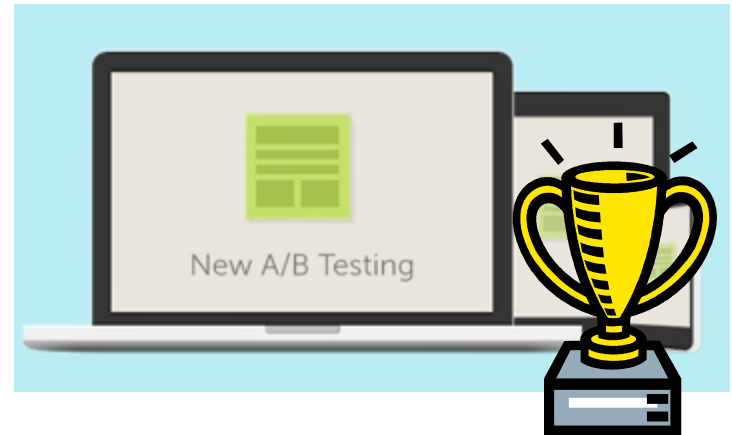
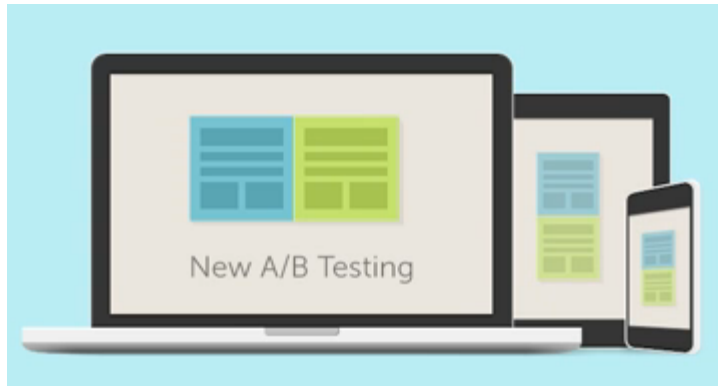
Inbox Checker

A tool that will check your email campaigns across multiple devices



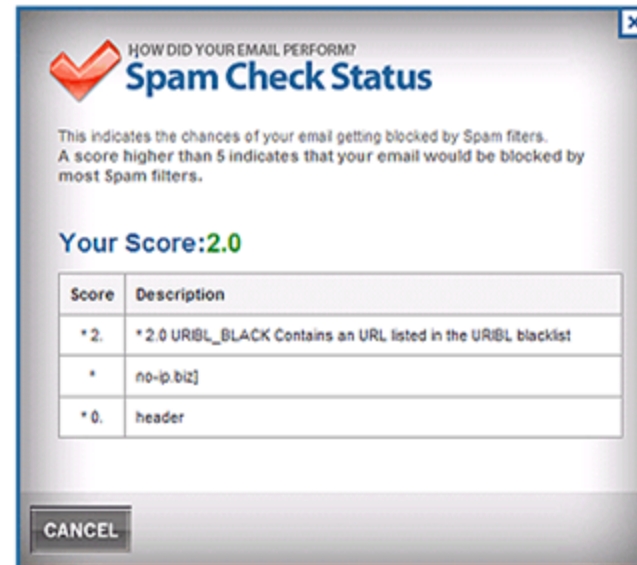
AB Testing

Try different [Subject Lines](#) or From Names on small test groups, then send the "winner" to your rest of your list



Anti-Spam Check

Once you're done with your layout, click on the Spam Check button and you'll see which words and links are most likely to torpedo your delivery rate.



HOW DID YOUR EMAIL PERFORM?
Spam Check Status

This indicates the chances of your email getting blocked by Spam filters. A score higher than 5 indicates that your email would be blocked by most Spam filters.

Your Score: 2.0

Score	Description
* 2.	* 2.0 URIBL_BLACK Contains an URL listed in the URIBL blacklist
*	no-ip.biz]
* 0.	header

CANCEL

Online Polls and Surveys

Create & Send Professional Online Polls and Surveys

Customize My Survey
Personalize the look of your survey

STEP 1 Questions STEP 2 Details **STEP 3 Colors** STEP 4 Distributors

Sample Survey **SAVE** **SAVE & NEXT**

Header Formatting Options

Logo: [Image] [Image] [Image]

Survey Title: Arial, 32px, [Color] [Align]

Body Formatting Options

Intro Text: Arial, 12px, [Color] [Align]

Questions: Arial, 14px, [Color] [Align]

Answers: Arial, [Color] [Align]

Benchmark Philippines

Survey

Please take our quick and easy survey.

1) What online tools do you use?

Email Marketing

Event Marketing

Comments

[Text Area]

Submit Survey



Create Poll
Gather data and make your site more interactive with an online poll

Complete this form and click on the Save & Finish button below. Once you hit the Save & Finish button, you'll see the HTML poll code that you can cut and paste onto your Web page.

Poll Name: Jul 29 2013 Poll * This will only be seen by you and is used to organize your poll.

Question Text: Enter your poll question here

Answers: 1) Yes, 2) No

Button Text: Vote

Preview

Enter your poll question here

Yes

No

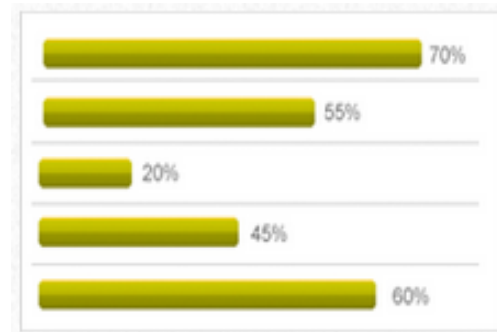
Vote

Online Surveys by Benchmark

Questions: Arial, [Color] [Align]

Answers: Arial, [Color] [Align]

Background: [Color] Border: [Color]



Benchmark
EMAIL

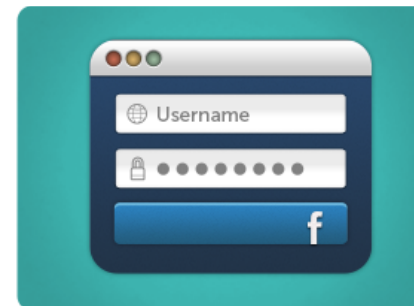
Social Media Integration

Insert a Facebook Like Button into Your Emails



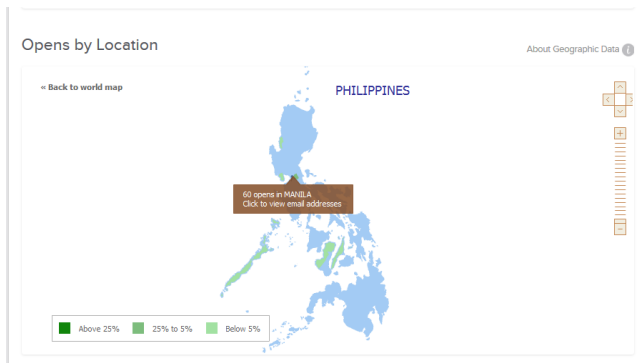
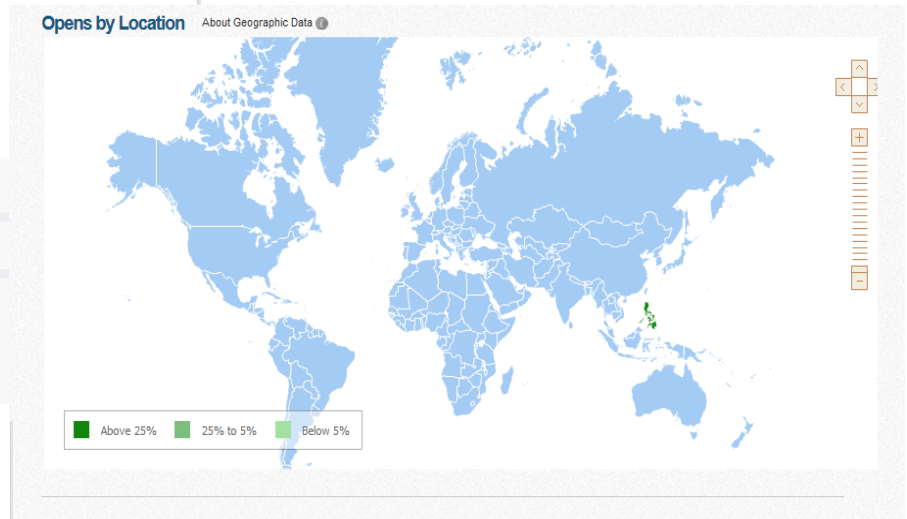
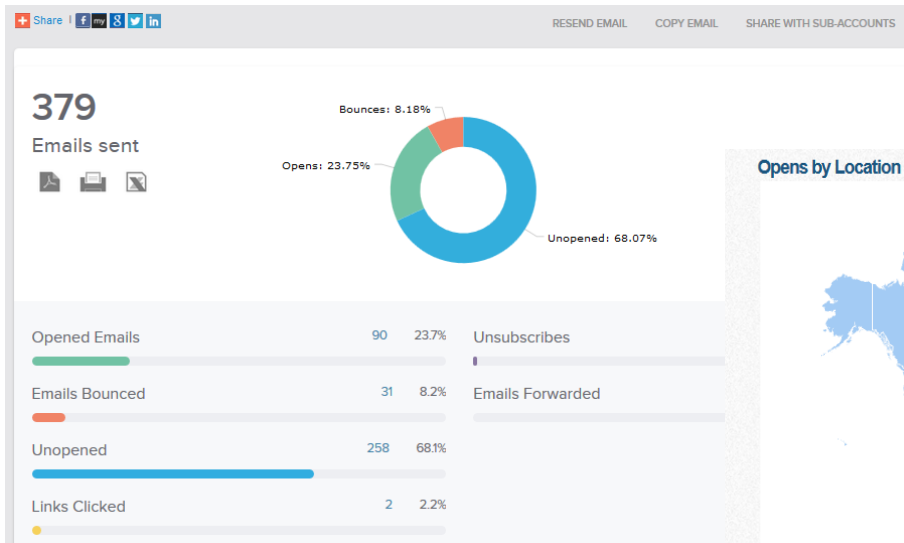
Add Twitter, Facebook and LinkedIn Buttons to Your Emails

Add a Newsletter Signup Form to Your Facebook Page



Check Reports

Track your email campaigns, at what rates they were opened and which emails were “bounced” as undeliverable to bad addresses.



Custom Autoresponders

Schedule Sequence of Emails that Send Automatically




Send Automatic Birthday Emails

CRM Integration




Options To Add Contacts

Select option to add contacts



Import Contacts from a File

Upload .xls, .csv, .txt files from your computer. You can also import contacts from **Salesforce** or import an address book from your **Gmail** accounts.



Copy & Paste Contacts

If you have a document that contains a lot of email addresses, you can use this option to add them. Just copy and paste them in.



Add Individual Contacts

Fill in all the details of your contacts with this option and add them one by one.

Save & Add Contacts


Zoho Integration

Contacts are sent to an email list of your choosing and can be set up easily in your Benchmark dashboard.








Contact List Name **May 07 2014 List**

Zoho Username This should be the username you use to log in to your Zoho account

Zoho Password This should be the password you use to log in to your Zoho account. We won't store it once we fetch the Authorization Token.

 Loading

Import Contacts from

- 
- 
-  Google Docs
- 
- 
- 
- 

Confirmation








Thank you for abiding by our Anti-Spam Policy. You declared your list [Permission-based](#) on May 20, 2014.

Contact List Name May 19 2014 List 1

Connection to your Zoho account was successful.

Import List

Import Contacts from

- 
- 
- 
Google Docs
- 
- 
- 
- 

Gmail Integration

This will allow you to upload your Gmail contacts to Benchmark Email

Connection to your Gmail account was successful.

Please select a data label for each drop-box. You will find the first 10 records of your data under each drop-box. You must make a selection for each drop-box.

Email	FirstName	LastName	Title	Organization	WorkAddress
	Jen	-			
	Hossein	Esmaeil		Alpha Marine Trd.	
	Madie	Durano			Philippines
	Etchie	Eje			
	Vinitha	D'Silva		Crowne Plaza	
	Pog	Durano			

Google Docs Integration

Spreadsheets, documents and data collected from Google Surveys created in your Google account can now be incorporated into your email lists with this Benchmark Email integration.

Contact List Name **May 07 2014 List**

We can access your Google Docs!

Spreadsheets in your Google Docs account






Benchmark Worldwide Team Contact Info ▼

Worksheet Number

2 ▼

Import List

Import Contacts from

- 
- 
- 
Google Docs
- 
- 

Contact Us For Assistance!



+63 (2) 577-3347 | +63 (2) 849-3468



28th Floor, Tower 2, The Enterprise Centre
6766 Ayala Avenue Corner Paseo de Roxas
Makati City, Philippines 1226

www.BenchmarkEmail.com



BenchmarkPhilippines



BenchmarkPhl

Benchmark
EMAIL